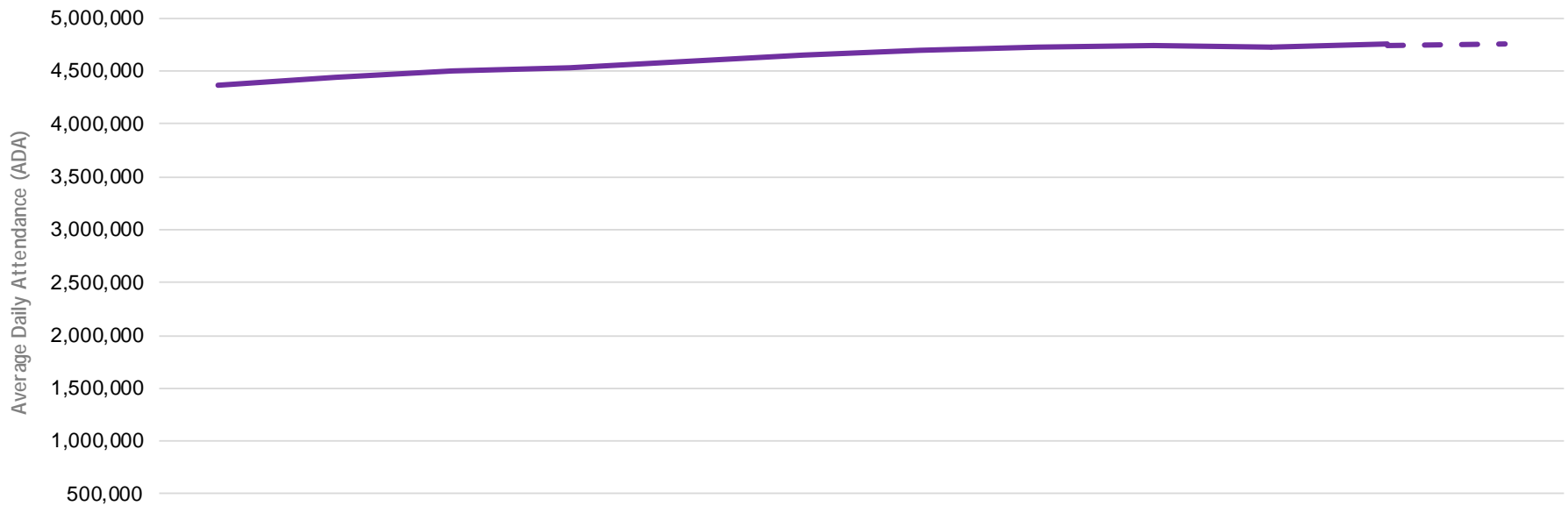




**Texas Education Agency**  
**Report on Public Education State Funding Transparency**  
**General Appropriations Act, 2020–2021 Biennium, Article III, Page III-1 (Rider 67)**

**Average Daily Attendance for Charter Holders & School Districts**

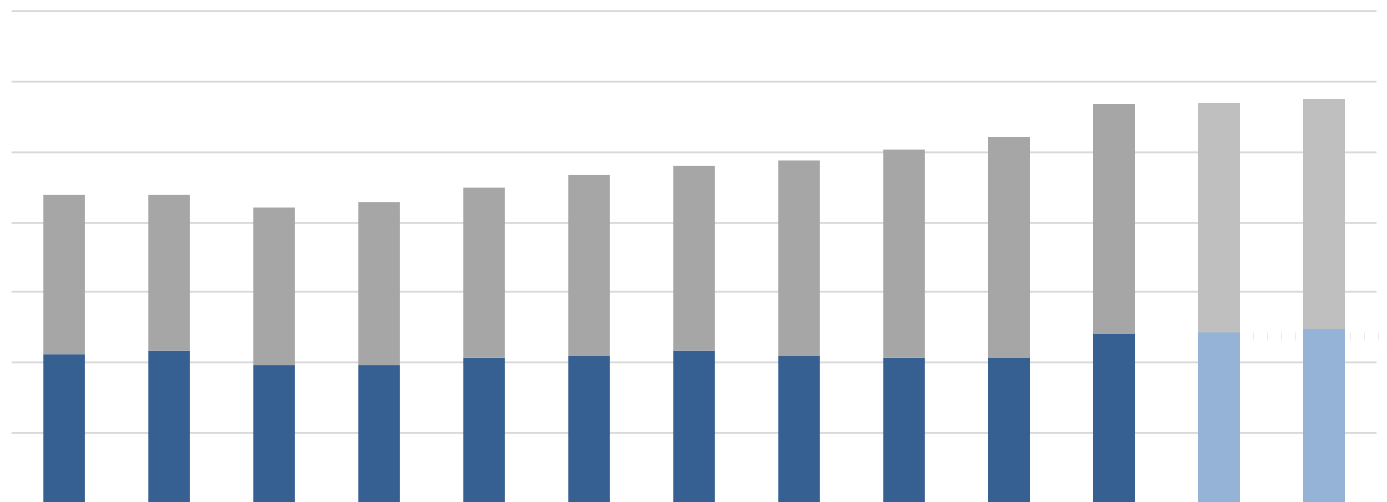


	FY 2010	FY 2011	FY 2012	FY 2013	FY 2014	FY 2015	FY 2016	FY 2017	FY 2018	FY 2019	FY 2020	FY 2021*
					183,907	207,009	226,762	250,593	271,805	289,906	307,741	334,191
— ADA School Districts	4,368,338	4,440,217	4,494,730	4,535,687	4,595,420	4,646,788	4,696,621	4,719,816	4,731,931	4,729,122	4,751,980	4,761,634



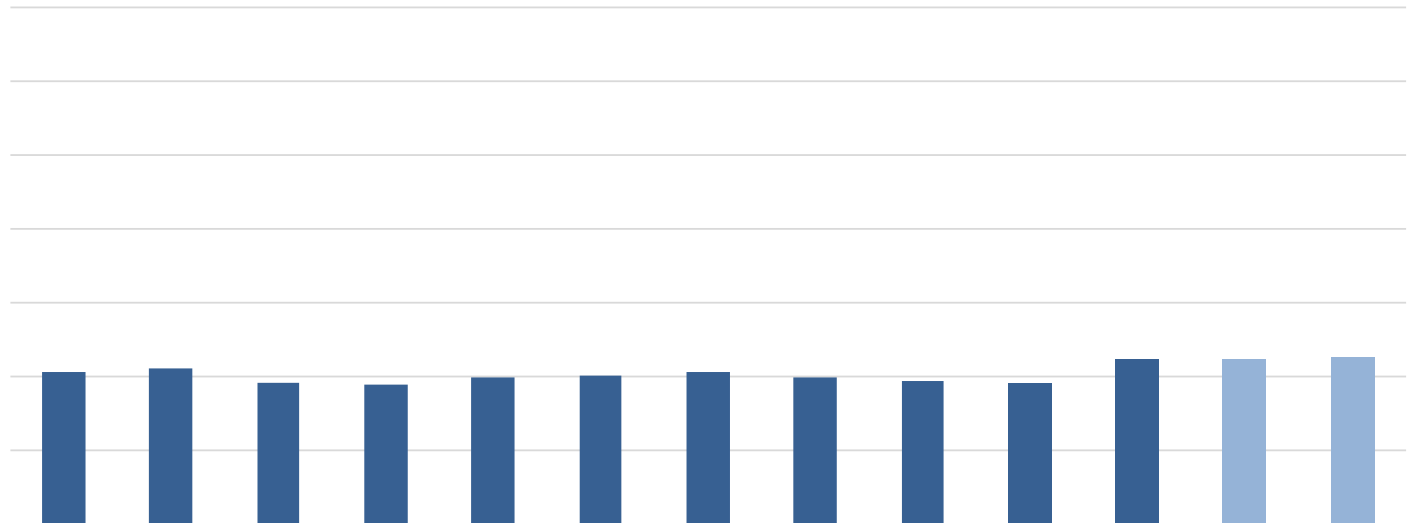


Texas Education Agency  
Report on Public Education State Funding Transparency  
General Appropriations Act, 2020–2021 Biennium, Article III, Page III-1 (Rider 67)





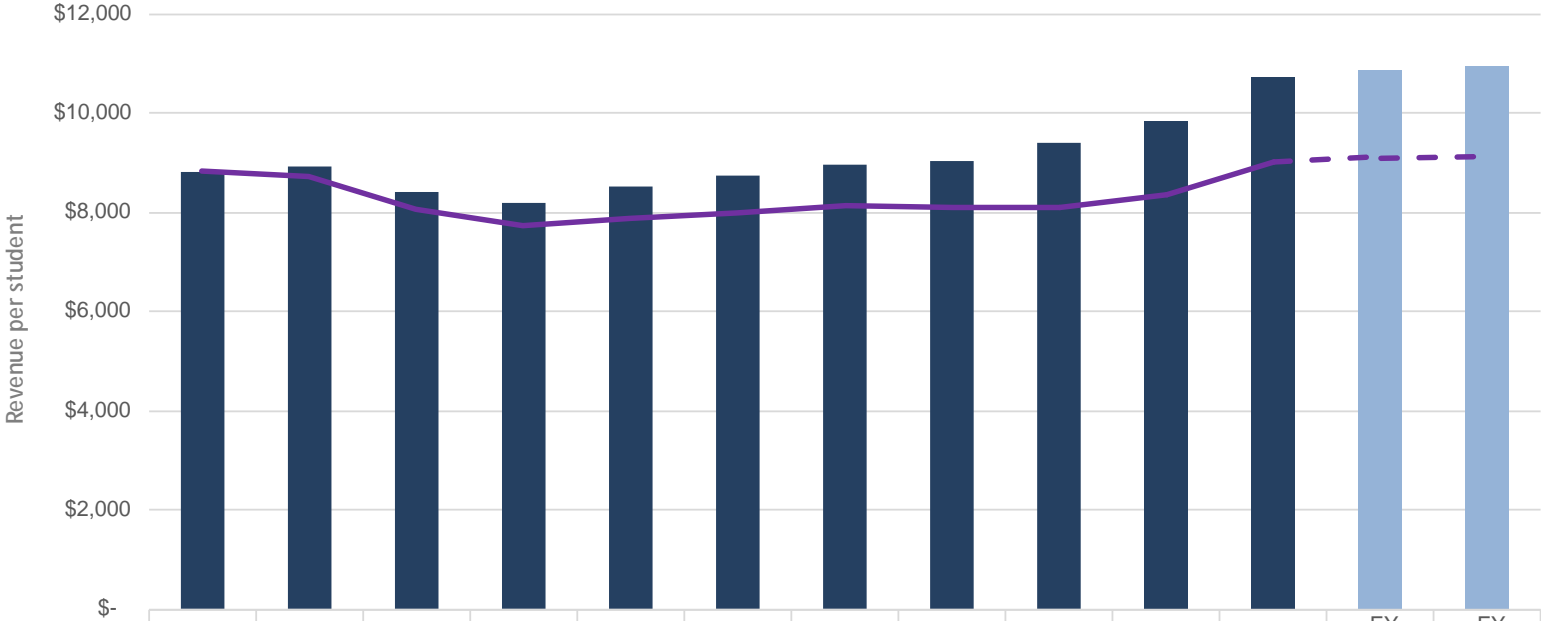
Texas Education Agency  
Report on Public Education State Funding Transparency  
General Appropriations Act, 2020–2021 Biennium, Article III, Page III-1 (Rider 67)





**Texas Education Agency**  
**Report on Public Education State Funding Transparency**  
**General Appropriations Act, 2020–2021 Biennium, Article III, Page III-1 (Rider 67)**

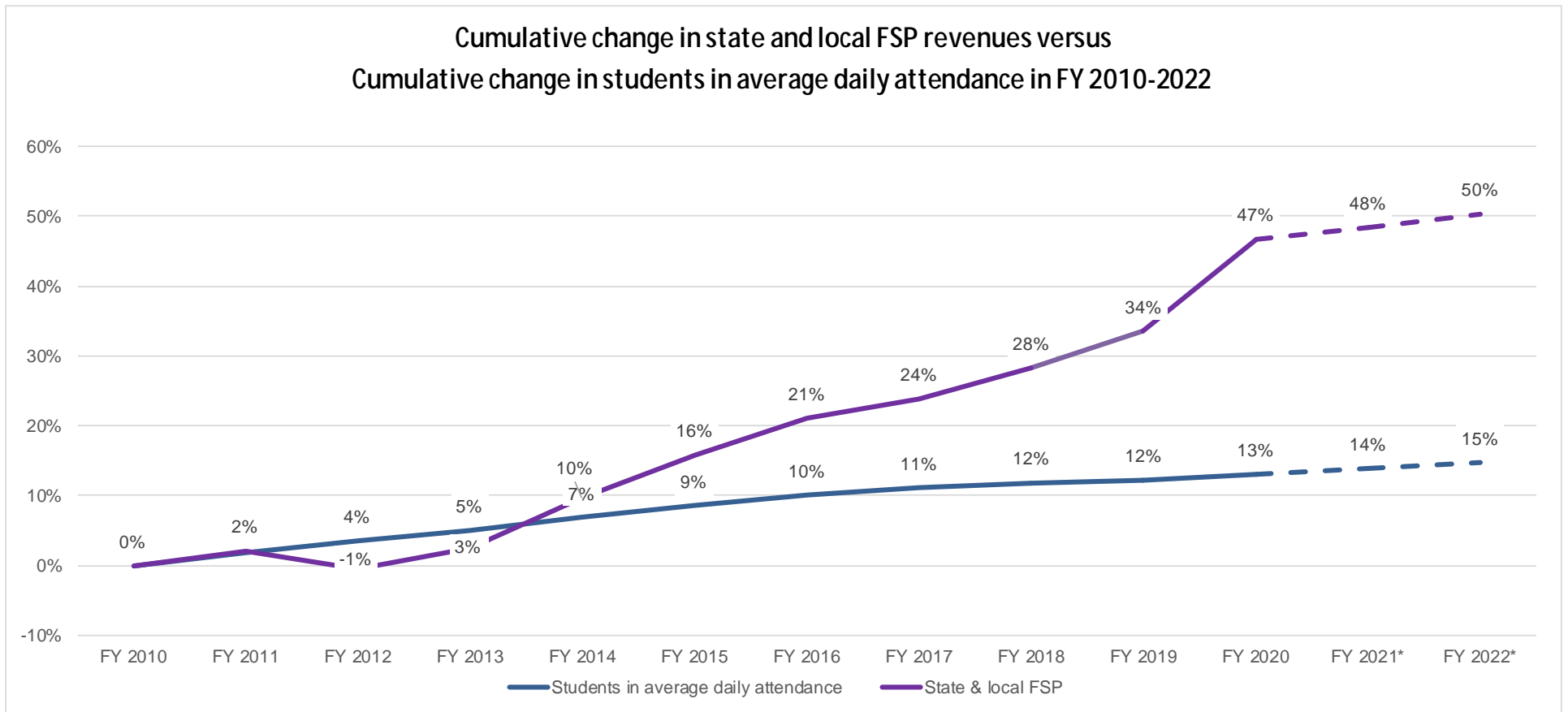
**Annual**



<span style="display: inline-block; width: 15px; height: 10px; background-color: #1a3d54; margin-right: 5px;"></span> State revenue (from state taxes, primarily sales tax, other taxes and other revenue)	\$8,829	\$8,913	\$8,425	\$8,199	\$8,522	\$8,730	\$8,964	\$9,021	\$9,400	\$9,861	\$10,710	\$10,885	\$10,942
<span style="display: inline-block; width: 15px; border-bottom: 2px solid #8e44ad; margin-right: 5px;"></span> Total revenue adjusted for Texas CPI	\$8,829	\$8,721	\$8,059	\$7,726	\$7,887	\$7,986	\$8,158	\$8,093	\$8,117	\$8,358	\$9,006	\$9,114	\$9,122



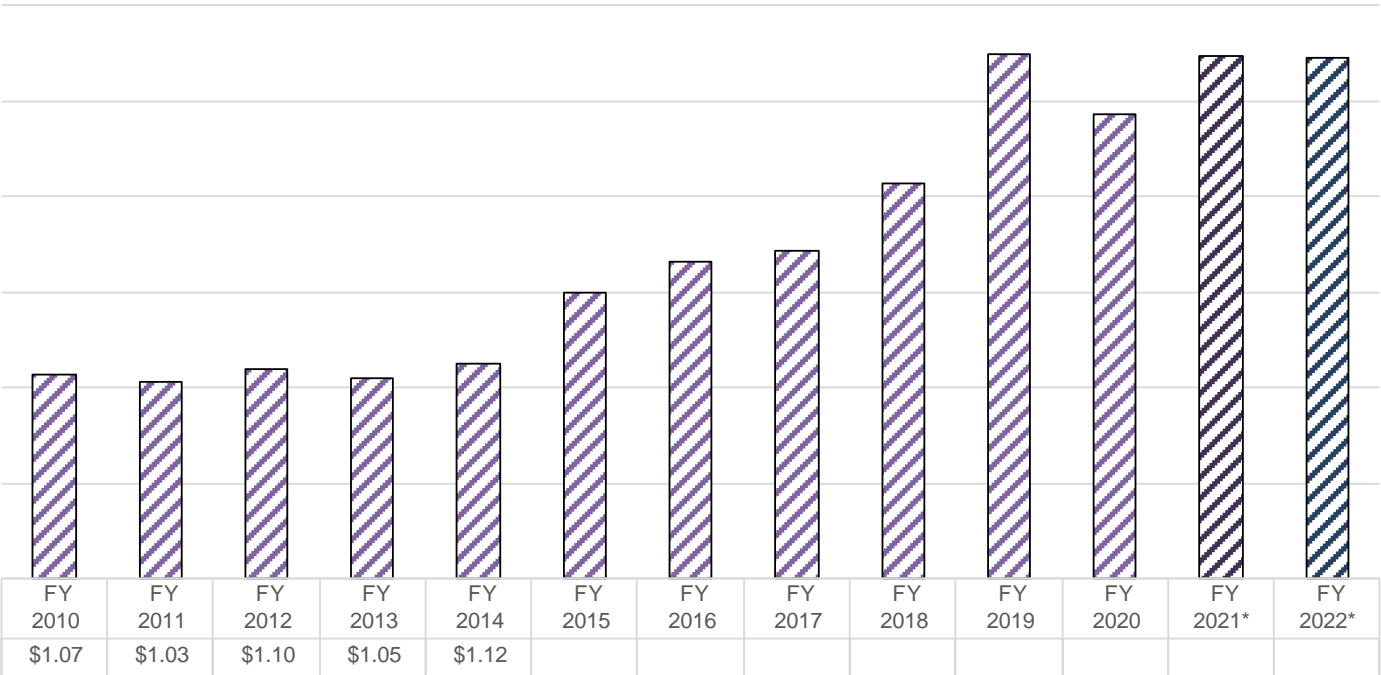
**Texas Education Agency**  
**Report on Public Education State Funding Transparency**  
**General Appropriations Act, 2020–2021 Biennium, Article III, Page III-1 (Rider 67)**



ADA reflects charter holders and school districts. \*FY 2021-2022 are projected.

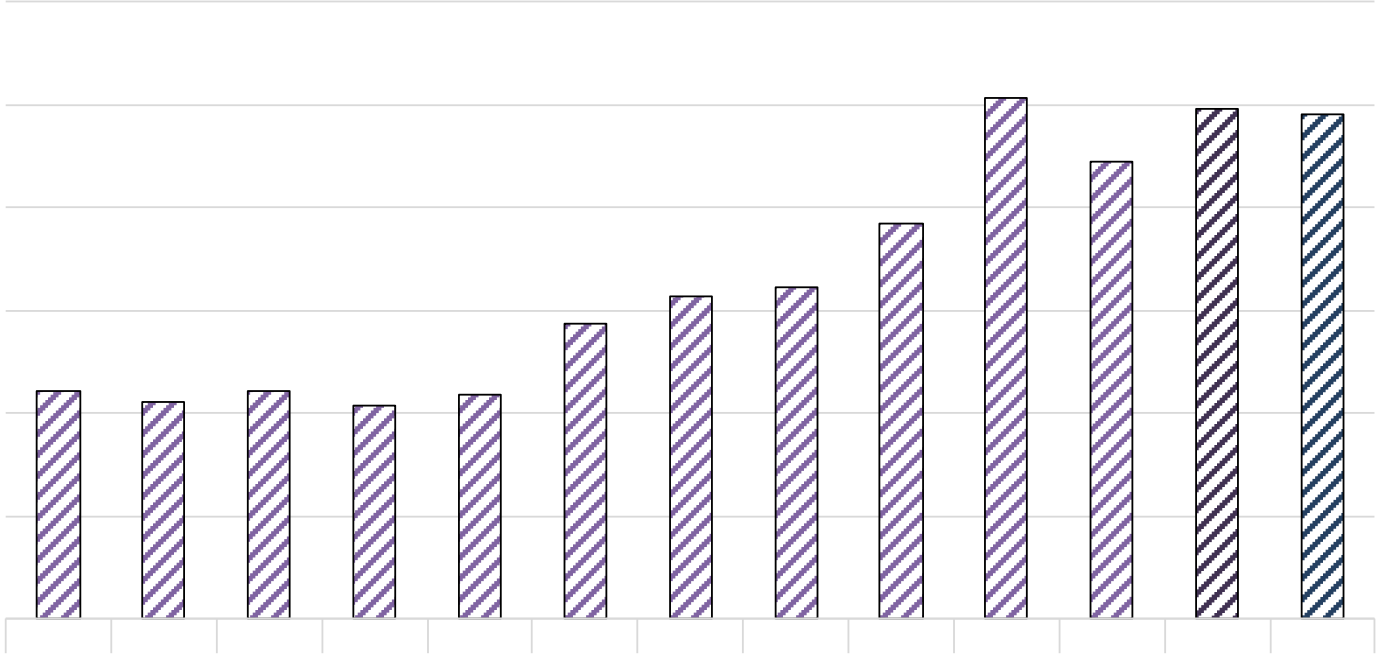


**Texas Education Agency**  
**Report on Public Education State Funding Transparency**  
**General Appropriations Act, 2020–2021 Biennium, Article III, Page III-1 (Rider 67)**





Texas Education Agency  
Report on Public Education State Funding Transparency  
General Appropriations Act, 2020–2021 Biennium, Article III, Page III-1 (Rider 67)







**Texas Education Agency  
Report on Public Education State Funding Transparency  
General Appropriations Act, 2020–2021 Biennium, Article III, Page III-1 (Rider 67)**

---

---

---

---

---

---

---

---

