

STAAR Alternate  
201 Score Distributions  
and Statistics  
by Content Area  
and Grade









FREQUENCY DISTRIBUTION - RAW SCORES  
STAAR ALTERNATE SPRING 2013  
GRADE 3 READING  
ALL STUDENTS

FREQ.







FREQUENCY DISTRIBUTION - RAW SCORES  
STAAR ALTERNATE SPRING 2013  
GRADE 6 READING  
ALL STUDENTS

]

FREQ.	CUM. FREQ.	PCT.	CUM. PCT.
7	7	0.18	0.18
1	8	0.03	0.20
2	10	0.05	0.25

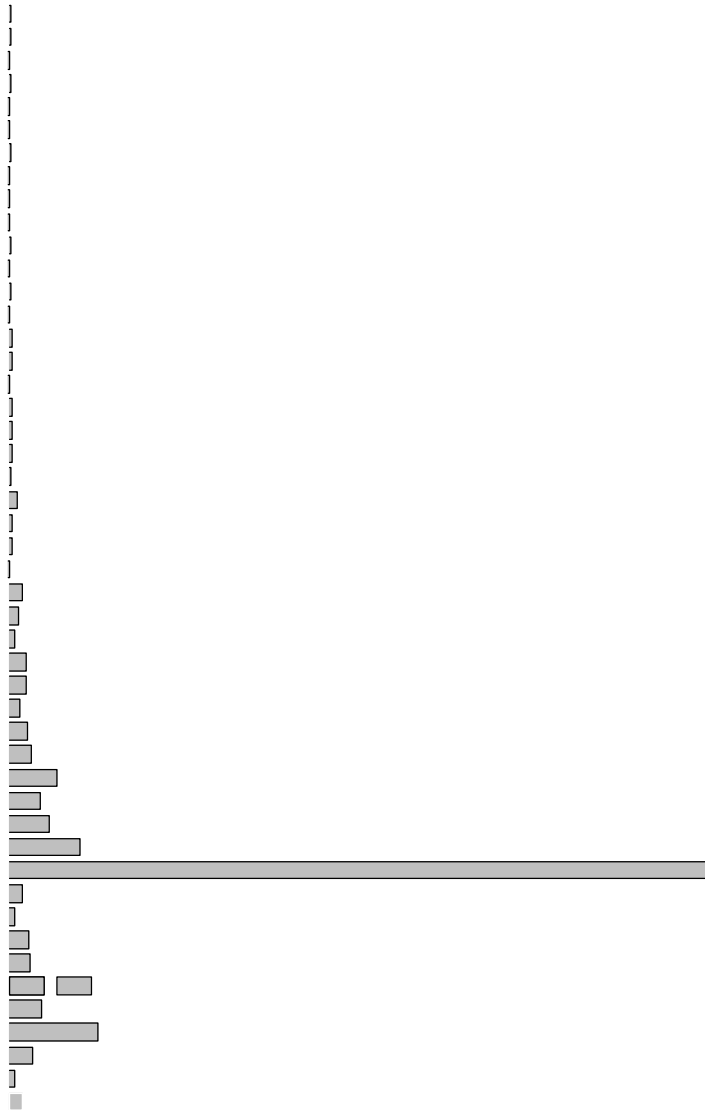




FREQUENCY DISTRIBUTION - RAW SCORES  
 STAAR ALTERNATE SPRING 2013  
 GRADE 3 MATHEMATICS  
 ALL STUDENTS

	FREQ.	CUM. FREQ.	PCT.	CUM. PCT.
	8	8	0.19	0.19
	2	10	0.05	0.23
	1	11	0.02	0.26
	2	13	0.05	0.30
	2	15	0.05	0.35
	1	16	0.02	0.37
	1	17	0.02	0.40
	2	19	0.05	0.44
	1	20	0.02	0.47
	2	22	0.05	0.51
	4	26	0.09	0.61
	2	28	0.05	0.65
	4	32	0.09	0.75
	1	33	0.02	0.77
	3	36	0.07	0.84
	2	38	0.05	0.89
	3	41	0.07	0.96
	6	47	0.14	1.10
	4	51	0.09	1.19
	5	56	0.12	1.31
	4	60	0.09	1.40
	5	65	0.12	1.52
	2	67	0.05	1.56
	6	73	0.14	1.70
	5	78	0.12	1.82
	7	85	0.16	1.98
	12	97	0.28	2.26
	18	115	0.42	2.68
	10	125	0.23	2.92
	13	138	0.30	3.22
	14	152	0.33	3.55
	23	175	0.54	4.08
	10	185	0.23	4.32
	12	197	0.28	4.60
	16	213	0.37	4.97
	44	257	1.03	6.00
	44	301	1.03	7.02
	41	342	0.96	7.98
	89	431	2.08	10.06
	743	1174	17.34	27.39
	13	1187	0.30	27.69
	15	1202	0.35	28.04
	29	1231	0.68	28.72
	29	1260	0.68	29.40
	39	1299	0.91	30.31
	31	1330	0.72	31.03
	87	1417	2.03	33.06
	30	1447	0.70	33.76
	15	1462	0.35	34.11
	20	1482	0.47	34.58
	18	1500	0.42	35.00
	32	1532	0.75	35.74
	33	1565	0.77	36.51
	62	1627	1.45	37.96
	38	1665	0.89	38.85
	32	1697	0.75	39.59
	36	1733	0.84	40.43
	56	1789	1.31	41.74
	29	1818	0.68	42.42
	36	1854	0.84	43.26
	43	1897	1.00	44.26
	115	2012	2.68	46.94
	66	2078	1.54	48.48
	67	2145	1.56	50.05
	107	2252	2.50	52.54
	127	2379	2.96	55.51
	174	2553	4.06	59.57
	218	2771	5.09	64.65
	930	3701	21.70	86.35
	51	3752	1.19	87.54
	110	3862	2.57	90.11
	98	3960	2.29	92.39
	36	3996	0.84	93.23
	86	4082	2.01	95.24

**FREQUENCY DISTRIBUTION - RAW SCORES**  
 STAAR ALTERNATE SPRING 2013  
 GRADE 4 MATHEMATICS  
 ALL STUDENTS



FREQ.	CUM. FREQ.	PCT.	CUM. PCT.
2	2	0.05	0.05
2	4	0.05	0.09
1	5	0.02	0.12
2	7	0.05	0.16
1	8	0.02	0.19
1	9	0.02	0.21
2	11	0.05	0.26
1	12	0.02	0.28
1	13	0.02	0.31
1	14	0.02	0.33
2	16	0.05	0.38
1	17	0.02	0.40
2	19	0.05	0.45
1	20	0.02	0.47
3	23	0.07	0.54
3	26	0.07	0.61
1	27	0.02	0.63
3	30	0.07	0.70
4	34	0.09	0.80
3	37	0.07	0.87
2	39	0.05	0.92
8	47	0.19	1.10
3	50	0.07	1.17
3	53	0.07	1.24
1	54	0.02	1.27
13	67	0.31	1.57
10	77	0.23	1.81
6	83	0.14	1.95
17	100	0.40	2.35
17	117	0.40	2.75
11	128	0.26	3.01
18	146	0.42	3.43
22	168	0.52	3.95
47	215	1.10	5.05
31	246	0.73	5.78
40	286	0.94	6.72
70	356	1.64	8.36
685	1041	16.09	24.45
13	1054	0.31	24.75
6	1060	0.14	24.89
20	1080	0.47	25.36
21	1101	0.49	25.86
35	1136	0.82	26.68
32	1168	0.75	27.43
88	1256	2.07	29.50
23	1279	0.54	30.04
6	1285	0.14	30.18



FREQUENCY DISTRIBUTION - RAW SCORES  
STAAR ALTERNATE SPRING 2013  
GRADE 6 MATHEMATICS  
ALL STUDENTS

FREQ.	CUM. FREQ.	PCT.	CUM. PCT.
-------	---------------	------	--------------

I













FREQUENCY DISTRIBUTION - RAW SCORES  
STAAR ALTERNATE SPRING 2013  
GRADE 4 WRITING  
ALL STUDENTS

FREQ. CUM.





FREQUENCY DISTRIBUTION - RAW SCORES  
STAAR ALTERNATE EOC SPRING 2013  
ENGLISH II  
ALL STUDENTS

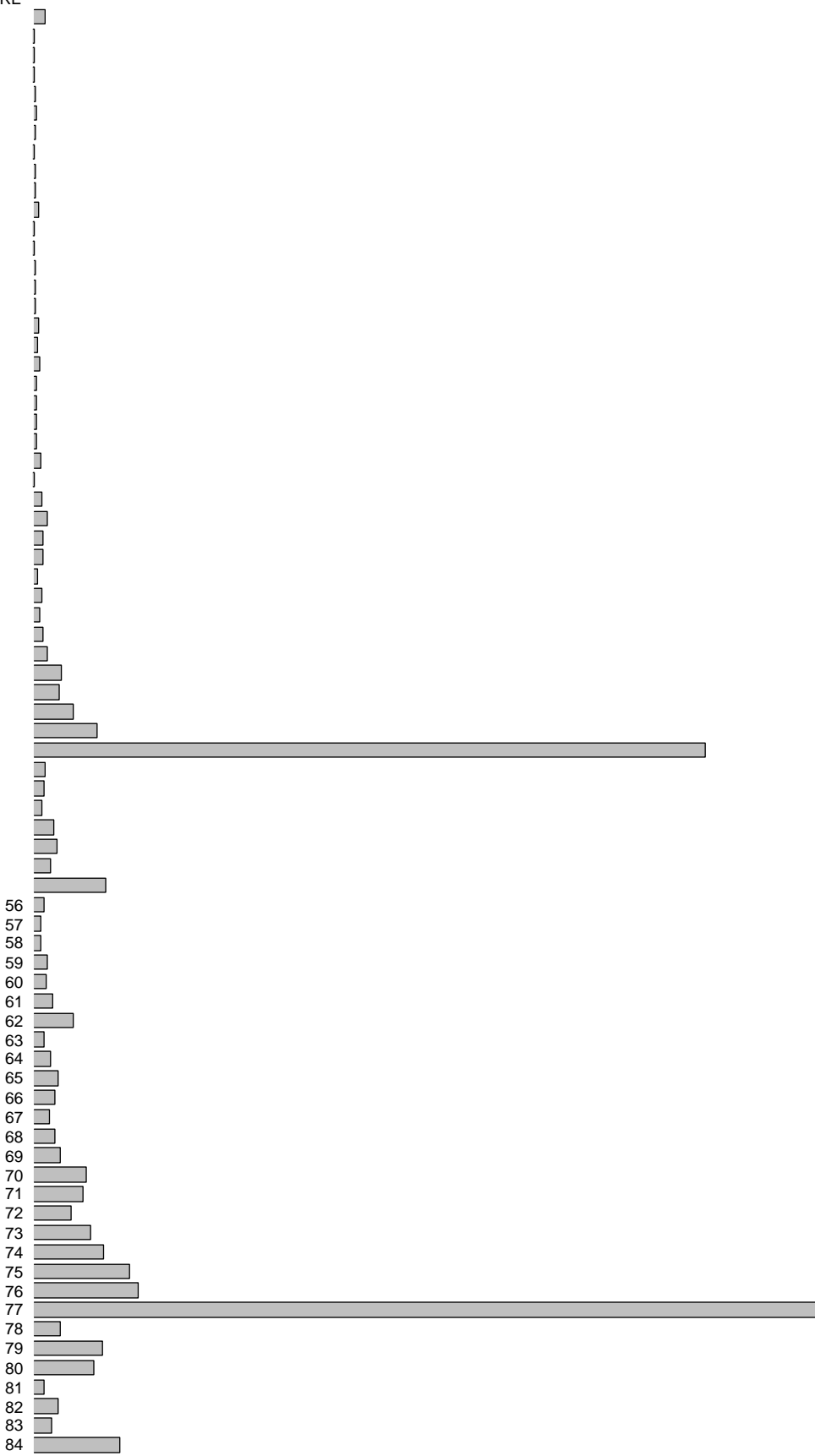
FREQ.	CUM. FREQ.	PCT.	CUM.
-------	---------------	------	------



FREQUENCY DISTRIBUTION - RAW SCORES  
 STAAR ALTERNATE EOC SPRING 2013  
 ENGLISH III  
 ALL STUDENTS

RAW\_SCORE

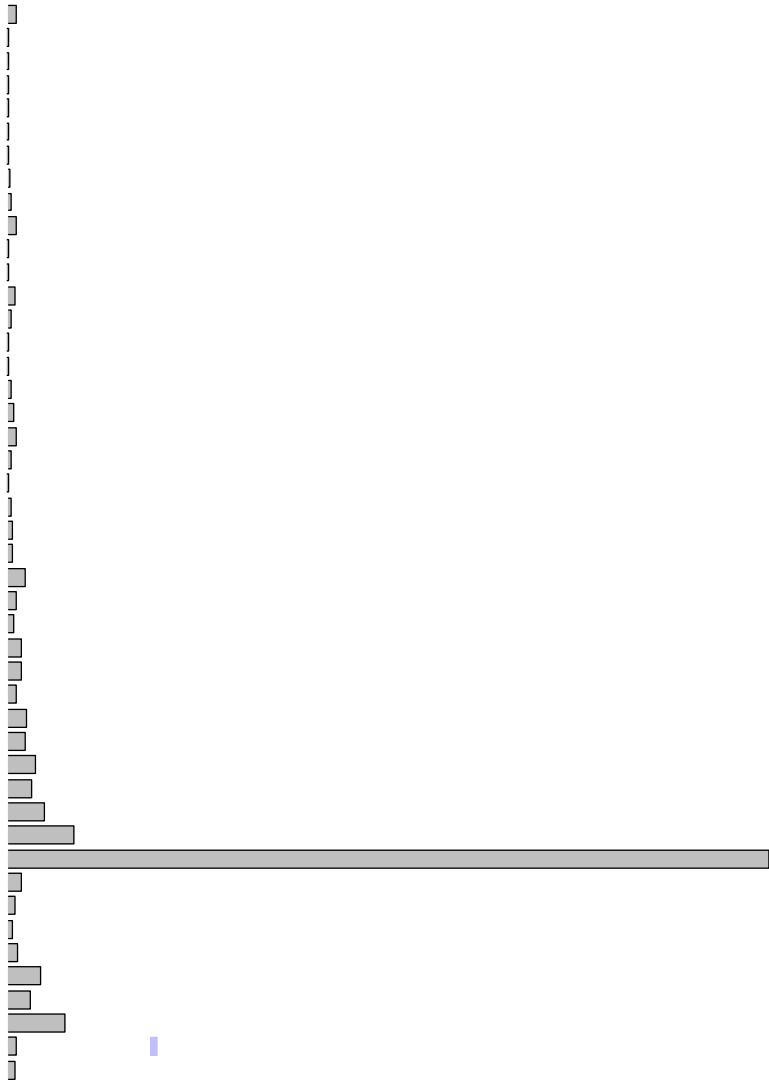
FREQ.	CUM. FREQ.	PCT.	CUM. PCT.
11	11	0.40	0.40
1	12	0.04	0.44
1	13	0.04	0.48
1	14	0.04	0.51
2	16	0.07	0.59
3	19	0.11	0.70
2	21	0.07	0.77
1	22	0.04	0.81
2	24	0.07	0.88
2	26	0.07	0.95
5	31	0.18	1.13
1	32	0.04	1.17
1	33	0.04	1.21
2	35	0.07	1.28
2	37	0.07	1.35
2	39	0.07	1.43
5	44	0.18	1.61
4	48	0.15	1.76
6	54	0.22	1.98
3	57	0.11	2.09
3	60	0.11	2.20
3	63	0.11	2.31
3	66	0.11	2.42
7	73	0.26	2.67
1	74	0.04	2.71
8	82	0.29	3.00
13	95	0.48	3.48
9	104	0.33	3.81
9	113	0.33	4.14
4	117	0.15	4.28
8	125	0.29	4.58
6	131	0.22	4.80
9	140	0.33	5.12
13	153	0.48	5.60
26	179	0.95	6.55
24	203	0.88	7.43
37	240	1.35	8.78
59	299	2.16	10.94
619	918	22.66	33.60
11	929	0.40	34.00
10	939	0.37	34.37
8	947	0.29	34.66
19	966	0.70	35.36
22	988	0.81	36.16
16	1004	0.59	36.75
67	1071	2.45	39.20
10	1081	0.37	39.57
7	1088	0.26	39.82
7	1095	0.26	40.08
13	1108	0.48	40.56
12	1120	0.44	41.00
18	1138	0.66	41.65
37	1175	1.35	43.01
10	1185	0.37	43.37
16	1201	0.59	43.96
23	1224	0.84	44.80
20	1244	0.73	45.53
15	1259	0.55	46.08
20	1279	0.73	46.82
25	1304	0.92	47.73
49	1353	1.79	49.52
46	1399	1.68	51.21
35	1434	1.28	52.49
53	1487	1.94	54.43
65	1552	2.38	56.81
88	1640	3.22	60.03
96	1736	3.51	63.54
721	2457	26.39	89.93
25	2482	0.92	90.85
64	2546	2.34	93.19
56	2602	2.05	95.24
10	2612	0.37	95.61
23	2635	0.84	96.45
17	2652	0.62	97.07
80	2732	2.93	100.00





FREQUENCY DISTRIBUTION - RAW SCORES  
STAAR ALTERNATE EOC SPRING 2013  
GEOMETRY

**FREQUENCY DISTRIBUTION - RAW SCORES**  
 STAAR ALTERNATE EOC SPRING 2013  
 BIOLOGY  
 ALL STUDENTS



FREQ.	CUM. FREQ.	PCT.	CUM. PCT.
9	9	0.27	0.27
1	10	0.03	0.30
1	11	0.03	0.33
1	12	0.03	0.36
1	13	0.03	0.39
1	14	0.03	0.42
1	15	0.03	0.45
2	17	0.06	0.50
3	20	0.09	0.59
8	28	0.24	0.83
1	29	0.03	0.86
1	30	0.03	0.89
7	37	0.21	1.10
3	40	0.09	1.19
1	41	0.03	1.22
1	42	0.03	1.25
3	45	0.09	1.34
6	51	0.18	1.51
8	59	0.24	1.75
3	62	0.09	1.84
1	63	0.03	1.87
4	67	0.12	1.99
5	72	0.15	2.14
5	77	0.15	2.28
17	94	0.50	2.79
9	103	0.27	3.06
6	109	0.18	3.23
13	122	0.39	3.62
13	135	0.39	4.01
8	143	0.24	4.24
18	161	0.53	4.78
17	178	0.50	5.28
27	205	0.80	6.08
23	228	0.68	6.77
36	264	1.07	7.83
65	329	1.93	9.76
744	1073	22.08	31.84
13	1086	0.39	32.23
7	1093	0.21	32.43
5	1098	0.15	32.58
10	1108	0.30	32.88
32	1140	0.95	33.83
22	1162	0.65	34.48
56	1218	1.66	36.14
8	1226	0.24	36.38
7	1233	0.21	36.59

36.5



FREQUENCY DISTRIBUTION - RAW SCORES  
STAAR ALTERNATE EOC SPRING 2013  
WORLD HISTORY  
ALL STUDENTS

]

FREQ.	CUM. FREQ.	PCT.	CUM. PCT.
6	6	0.23	0.23
1	7	0.04	0.27
1	8	0.04	0.31
2	10	0.08	0.39
3	13	0.12	0.51
1	14	0.04	0.55
2	16	0.08	0.63
1	17	0.04	0.66

FREQUENCY DISTRIBUTION - RAW SCORES  
STAAR ALTERNATE EOC SPRING 2013  
U.S. HISTORY  
ALL STUDENTS

FREQ. CUM.  
FREQ. PCT.