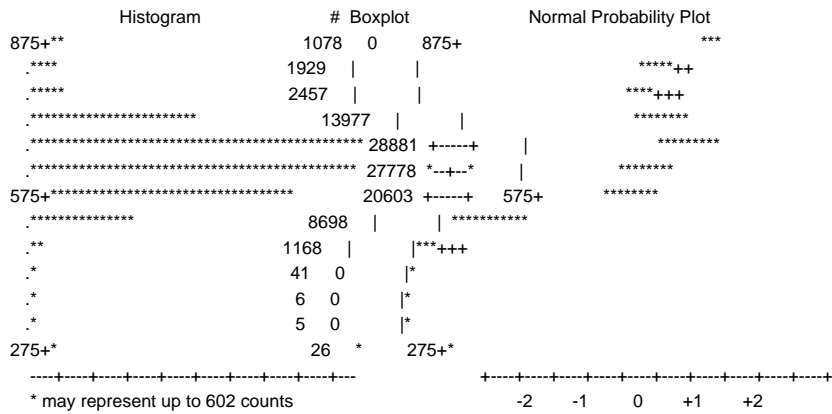


TELPAS Reading
201 Score Distributions
and Statistics
by Grade

DESCRIPTIVE STATISTICS - SCALE SCORES
 TELPAS SPRING 2013
 READING - ONLINE ONLY
 GRADE 02

N	106647		
Mean	640.63	Median	638.00
Std deviation	70.85	Variance	5020.41
Skewness	0.2511	Kurtosis	0.3603
Mode	680.00	Std Error Mean	0.2170
Range	592.00	Interquartile Range	97.00

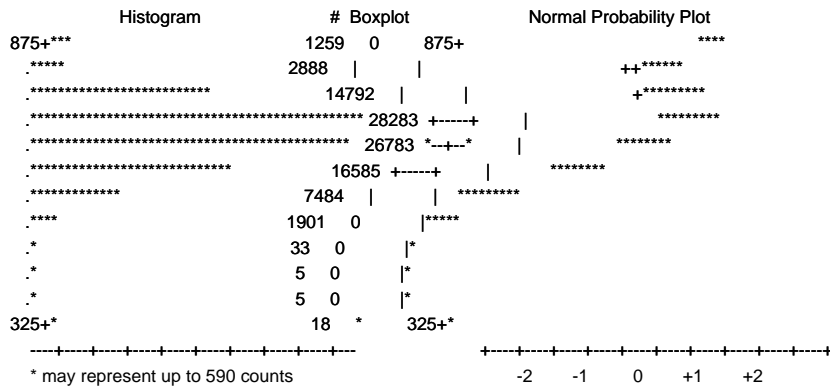
Quantile	Estimate
100% Max	864
99%	864
95%	769
90%	731
75% Q3	688
50% Median	638
25% Q1	591
10%	550
5%	531
1%	494
0% Min	272



DESCRIPTIVE STATISTICS - SCALE SCORES
 TELPAS SPRING 2013
 READING ONLINE ONLY
 GRADE 03

N	100036	Median	699.00
Mean	694.77	Variance	5010.95
Std deviation	70.79	Kurtosis	0.0844
Skewness	0.0076	Std Error Mean	0.2238
Mode	749.00	Interquartile Range	92.00
Range	593.00		

Quantile	Estimate
100% Max	893
99%	893
95%	799
90%	777
75% Q3	738
50% Median	699
25% Q1	646
10%	600
5%	576
1%	537
0% Min	300



FREQUENCY DISTRIBUTION - SCALE SCORES
 TEPAS SPRING 2013
 READING - ONLINE ONLY
 GRADE 03

SCALE_SCORE			Cum.	Cum.
	€	Freq	Freq	Percent
300	€	18	18	0.02
360	€	3	21	0.00
397	€	2	23	0.00
420	€	3	26	0.00
438	€	2	28	0.00
452	€	1	29	0.00
475	€	3	32	0.00
485	€	8	40	0.01
494	€	21	61	0.02
502	€*	41	102	0.04
510	€*	80	182	0.08
517	€**	120	302	0.12
524	€**	180	482	0.18
531	€***	211	693	0.21
537	€****	348	1041	0.35
543	€****	402	1443	0.40
549	€*****	519	1962	0.52
555	€*****	554	2516	0.55
560	€*****	619	3135	0.62
566	€*****	690	3825	0.69
571	€*****	727	4552	0.73
576	€*****	836	5388	0.84
581	€*****	925	6313	0.92
586	€*****	940	7253	0.94
591	€*****	1053	8306	1.05
595	€*****	1140	9446	1.14
600	€*****	1146	10592	1.15
605	€*****	1302	11894	1.30
609	€*****	1342	13236	1.34
614	€*****	1353	14589	1.35
619	€*****	1344	15933	1.34
623	€*****	1549	17482	1.55
628	€*****	1566	19048	1.57
632	€*****	1643	20691	1.64
637	€*****	1713	22404	1.71
641	€*****	1654	24058	1.65
646	€*****	1973	26031	1.97
651	€*****	1990	28021	1.99
656	€*****	2029	30050	2.03
661	€*****	2273	32323	2.27
666	€*****	2370	34693	2.37
671	€*****	2436	37129	2.44
676	€*****	2721	39850	2.72
682	€*****	2815	42665	2.81
687	€*****	3105	45770	3.10
693	€*****	3390	49160	3.39
699	€*****	3654	52814	3.65
706	€*****	3973	56787	3.97
713	€*****	4211	60998	4.21
721	€*****	4511	65509	4.51
729	€*****	4894	70403	4.89
738	€*****	5303	75706	5.30
749	€*****	5391	81097	5.39
762	€*****	5339	86436	5.34
777	€*****	5124	91560	5.12
799	€*****	4329	95889	4.33
834	€*****	2888	98777	2.89
893	€*****	1259	100036	1.26

€
 * 600 1200 1800 2400 3000 3600 4200 4800 5400

Frequency

DESCRIPTIVE STATISTICS - SCALE SCORES
TELPAS SPRING 2013
~~READING - ONLINE ONLY~~ SCALE SCORES
TELPAS SPRING 2013

READING	Range	20.00	Interquartile Range	86.00
0	p3S*0 NG	NG		

FREQUENCY DISTRIBUTION - SCALE SCORES
 TELPAS SPRING 2013
 READING - ONLINE ONLY
 GRADE 04

SCALE_SCORE	Freq	Freq	Cum. Percent	Cum. Percent
€				
320 €	13	13	0.02	0.02
380 €	1	14	0.00	0.02
417 €	3	17	0.00	0.02
456 €	1	18	0.00	0.02
482 €	1	19	0.00	0.02
493 €	5	24	0.01	0.03
502 €	10	34	0.01	0.04
511 €	9	43	0.01	0.05
519 €*	38	81	0.04	0.10
527 €*	44	125	0.05	0.15
534 €*	93	218	0.11	0.26
541 €*	95	313	0.11	0.37
547 €*	168	481	0.20	0.56
554 €*	193	674	0.23	0.79
560 €*	260	934	0.30	1.10
566 €*	313	1247	0.37	1.46
572 €*	357	1604	0.42	1.88
577 €*	473	2077	0.55	2.44
583 €*	510	2587	0.60	3.03
588 €*	524	3111	0.61	3.65
593 €*	601	3712	0.71	4.35
599 €*	628	4340	0.74	5.09
604 €*	667	5007	0.78	5.87
609 €*	712	5719	0.84	6.71
614 €*	797	6516	0.93	7.64
619 €*	787	7303	0.92	8.57
624 €*	881	8184	1.03	9.60
629 €*	949	9133	1.11	10.71
633 €*	1076	10209	1.26	11.98
638 €*	1211	11420	1.42	13.40
643 €*	1319	12739	1.55	14.94
648 €*	1338	14077	1.57	16.51
653 €*	1578	15655	1.85	18.36
657 €*	1707	17362	2.00	20.37
662 €*	1899	19261	2.23	22.59
667 €*	1983	21244	2.33	24.92
672 €*	2142	23386	2.51	27.43
677 €*	2256	25642	2.65	30.08
682 €*	2480	28122	2.91	32.99
686 €*	2499	30621	2.93	35.92
691 €*	2585	33206	3.03	38.95
697 €*	2682	35888	3.15	42.10
702 €*	2721	38609	3.19	45.29
707 €*	2775	41384	3.26	48.55
713 €*	2900	44284	3.40	51.95
718 €*	3085	47369	3.62	55.57
724 €*	3036	50405	3.56	59.13
730 €*	3016	53421	3.54	62.67
737 €*	3079	56500	3.61	66.28
743 €*	3257	59757	3.82	70.10
751 €*	3153	62910	3.70	73.80
758 €*	3172	66082	3.72	77.52
767 €*	3276	69358	3.84	81.36
776 €*	3129	72487	3.67	85.03
787 €*	3014	75501	3.54	88.57
800 €*	2884	78385	3.38	91.95
815 €*	2620	81005	3.07	95.02
837 €*	2209	83214	2.59	97.62
872 €*	1400	84614	1.64	99.26
931 €*	633	85247	0.74	100.00
€				

“ **** ** ** ** ** ”

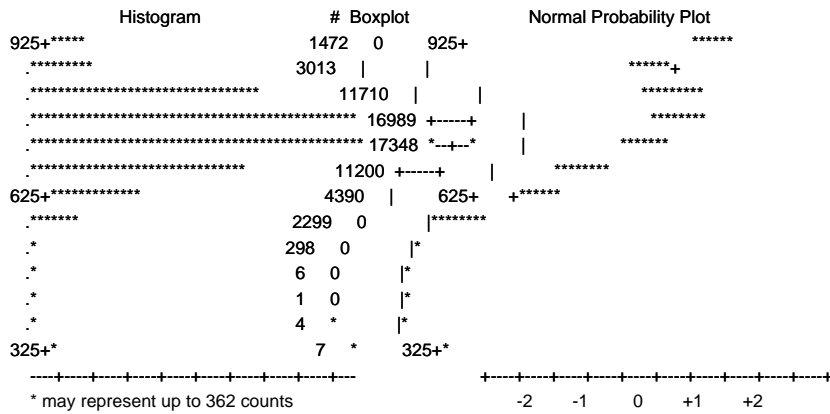
400 800 1200 1600 2000 2400 2800 3200

Frequency

DESCRIPTIVE STATISTICS - SCALE SCORES
 TEPAS SPRING 2013
 READING - ONLINE ONLY
 GRADE 05

N	68737		
Mean	742.60	Median	743.00
Std deviation	73.96	Variance	5470.13
Skewness	-0.0575	Kurtosis	0.2821
Mode	800.00	Std Error Mean	0.2821
Range	611.00	Interquartile Range	90.00

Quantile	Estimate
100% Max	931
99%	931
95%	872
90%	837
75% Q3	787
50% Median	743
25% Q1	697
10%	648
5%	614
1%	566
0% Min	320

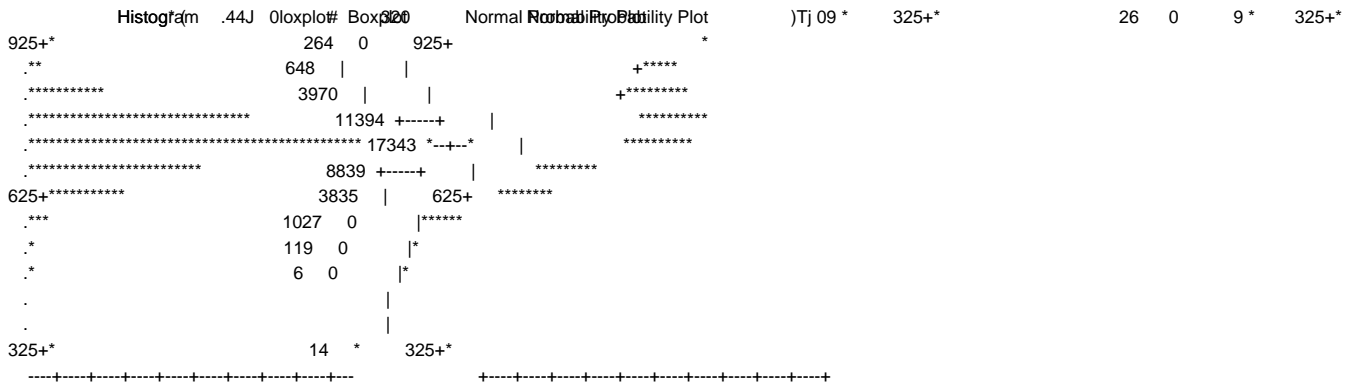


FREQUENCY DISTRIBUTION - SCALE SCORES
TLPAS SPRING 2013
READING - ONLINE ONLY
GRADE 05

DESCRIPTIVE STATISTICS - SCALE SCORES
 TLPAS SPRING 2013
 READING - ONLINE ONLY
 GRADE 06

N	47459		
Mean	727.99	Median	731.00
Std deviation	63.19	Variance	3992.53
Skewness	-0.0526	Kurtosis	1.0130
Mode	755.00	Std Error Mean	0.2900
Range	621.00	Interquartile Range	78.00

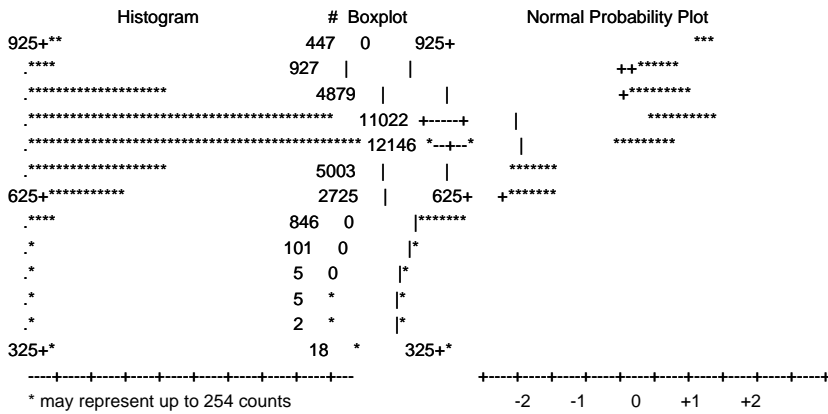
Quantile	Estimate
100% Max	941
99%	882
95%	826
90%	810
75% Q3	769
50% Median	731
25% Q1	691
10%	649
5%	620
1%	571
0% Min	320



DESCRIPTIVE STATISTICS - SCALE SCORES
 TEPAS SPRING 2013
 READING - ONLINE ONLY
 GRADE 07

N	38126		
Mean	742.04	Median	742.00
Std deviation	68.92	Variance	4749.35
Skewness	-0.2004	Kurtosis	1.0822
Mode	787.00	Std Error Mean	0.3529
Range	621.00	Interquartile Range	82.00

Quantile	Estimate
100% Max	941
99%	941
95%	847
90%	826
75% Q3	787
50% Median	742
25% Q1	705
10%	654
5%	620
1%	571
0% Min	320



FREQUENCY DISTRIBUTION - SCALE SCORES
TELPAS SPRING 2013
READING - ONLINE ONLY
GRADE 07

FREQUENCY DISTRIBUTION - SCALE SCORES
 TELPAS SPRING 2013
 READING - ONLINE ONLY
 GRADE 08

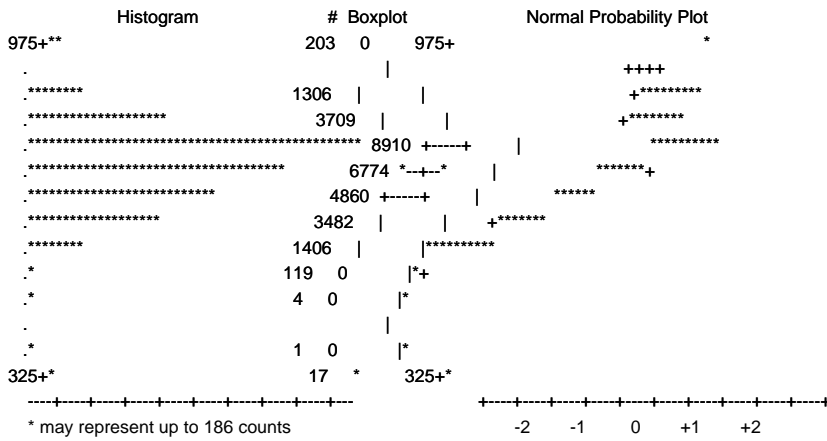
SCALE_SCORE	Cum.		Cum.	
	Freq	Freq	Percent	Percent
€				
338 €	7	7	0.02	0.02
435 €	1	8	0.00	0.03
458 €	2	10	0.01	0.03
475 €	2	12	0.01	0.04
489 €	2	14	0.01	0.05
501 €	1	15	0.00	0.05
512 €	2	17	0.01	0.06
521 €	2	19	0.01	0.06
530 €	6	25	0.02	0.08
538 €* 546 €* 553 €** 560 €** 567 €*** 573 €***** 579 €***** 585 €***** 590 €***** 596 €***** 601 €***** 606 €***** 611 €***** 616 €***** 621 €***** 626 €***** 631 €***** 636 €***** 640 €***** 645 €***** 649 €***** 654 €***** 658 €***** 663 €***** 667 €***** 672 €***** 676 €***** 681 €***** 685 €***** 690 €***** 695 €*****	14	39	0.05	0.13
	21	60	0.07	0.20
	40	100	0.13	0.33
	42	142	0.14	0.47
	66	208	0.22	0.69
	113	321	0.37	1.06
	100	421	0.33	1.39
	116	537	0.38	1.77
	117	654	0.39	2.16
	122	776	0.40	2.56
	155	931	0.51	3.07
	166	1097	0.55	3.62
	174	1271	0.57	4.19
	165	1436	0.54	4.74
	174	1610	0.57	5.31
	170	1780	0.56	5.87
	192	1972	0.63	6.51
	200	2172	0.66	7.17
	216	2388	0.71	7.88
	211	2599	0.70	8.58
	257	2856	0.85	9.42
	271	3127	0.89	10.32
	282	3409	0.93	11.25
	303	3712	1.00	12.25
	341	4053	1.13	13.37
	347	4400	1.15	14.52
	363	4763	1.20	15.72
	414	5177	1.37	17.08
	461	5638	1.52	18.60
	473	6111	1.56	20.17
	480	6591	1.58	21.75
691	6	9***	.56	/P25

00**81***81***6800*75177 .

DESCRIPTIVE STATISTICS - SCALE SCORES
 TELPAS SPRING 2013
 READING - ONLINE ONLY
 GRADE 09

N	30791	Median	740.00
Mean	733.02	Variance	5815.69
Std deviation	76.26	Kurtosis	0.1257
Skewness	-0.2385	Std Error Mean	0.4346
Mode	788.00	Interquartile Range	107.00
Range	614.00		

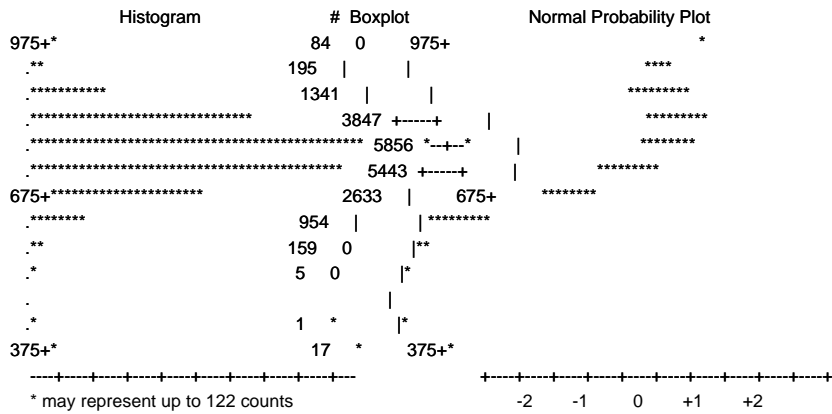
Quantile	Estimate
100% Max	952
99%	893
95%	837
90%	821
75% Q3	788
50% Median	740
25% Q1	681
10%	626
5%	596
1%	567
0% Min	338



DESCRIPTIVE STATISTICS - SCALE SCORES
 TEPAS SPRING 2013
 READING - ONLINE ONLY
 GRADE 10

N	20535		
Mean	756.49	Median	758.00
Std deviation	65.74	Variance	4321.34
Skewness	-0.1615	Kurtosis	1.3126
Mode	793.00	Std Error Mean	0.4587
Range	631.00	Interquartile Range	86.00

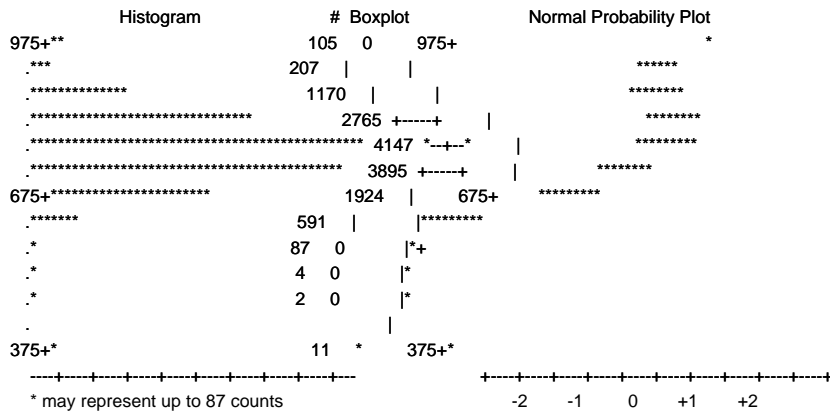
Quantile	Estimate
100% Max	983
99%	924
95%	866
90%	837
75% Q3	801
50% Median	758
25% Q1	715
10%	673
5%	648
1%	603
0% Min	352



DESCRIPTIVE STATISTICS - SCALE SCORES
 TELPAS SPRING 2013
 READING - ONLINE ONLY
 GRADE 11

N	14908	Median	763.00
Mean	760.46	Variance	4562.97
Std deviation	67.55	Kurtosis	1.1996
Skewness	0.0170	Std Error Mean	0.5532
Mode	793.00	Interquartile Range	86.00
Range	631.00		

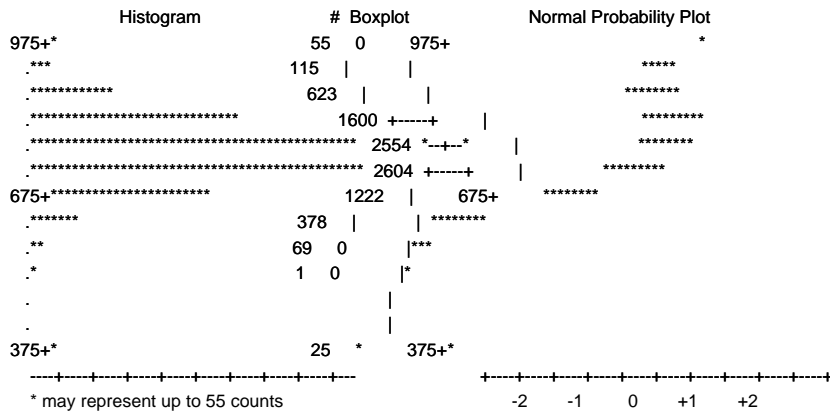
Quantile	Estimate
100% Max	983
99%	924
95%	866
90%	837
75% Q3	801
50% Median	763
25% Q1	715
10%	678
5%	653
1%	609
0% Min	352



DESCRIPTIVE STATISTICS - SCALE SCORES
 TELPAS SPRING 2013
 READING - ONLINE ONLY
 GRADE 12

N	9246	Median	758.00
Mean	756.00	Variance	4698.98
Std deviation	68.55	Kurtosis	3.1335
Skewness	-0.3421	Std Error Mean	0.7129
Mode	793.00	Interquartile Range	86.00
Range	631.00		

Quantile	Estimate
100% Max	983
99%	924
95%	866
90%	837
75% Q3	801
50% Median	758
25% Q1	715
10%	678
5%	648
1%	596
0% Min	352



FREQUENCY DISTRIBUTION OF SCALE SCORES
 TELPAS SPRING 2013
 READING - ONLINE ONLY
 GRADE 12

SCALE_SCORE	€	Freq	Freq	Cum. Percent	Cum. Percent
352	€*****	25	25	0.27	0.27
536	€	1	26	0.01	0.28
553	€	1	27	0.01	0.29
561	€	2	29	0.02	0.31
569	€**	8	37	0.09	0.40
576	€**	10	47	0.11	0.51
583	€**	11	58	0.12	0.63
590	€**	11	69	0.12	0.75
596	€*****	26	95	0.28	1.03
603	€*****	28	123	0.30	1.33
609	€*****	25	148	0.27	1.60
615	€*****	28	176	0.30	1.90
621	€*****	52	228	0.56	2.47
626	€*****	34	262	0.37	2.83
632	€*****	42	304	0.45	3.29
637	€*****	45	349	0.49	3.77
643	€*****	49	398	0.53	4.30
648	€*****	75	473	0.81	5.12
653	€*****	63	536	0.68	5.80
658	€*****	83	619	0.90	6.69
663	€*****	99	718	1.07	7.77
668	€*****	83	801	0.90	8.66
673	€*****	97	898	1.05	9.71
678	€*****	139	1037	1.50	11.22
682	€*****	149	1186	1.61	12.83
687	€*****	140	1326	1.51	14.34
692	€*****	175	1501	1.89	16.23
696	€*****	194	1695	2.10	18.33
701	€*****	160	1855	1.73	20.06
705	€*****	204	2059	2.21	22.27
710	€*****	207	2266	2.24	24.51
715	€*****	215	2481	2.33	26.83
719	€*****	241	2722	2.61	29.44
724	€*****	217	2939	2.35	31.79
728	€*****	251	3190	2.71	34.50
733	€*****	286	3476	3.09	37.59
738	€*****	249	3725	2.69	40.29
743	€*****	285	4010	3.08	43.37
748	€*****	289	4299	3.13	46.50
753	€*****	290	4589	3.14	49.63
758	€*****	286	4875	3.09	52.73
763	€*****	324	5199	3.50	56.23
769	€*****	295	5494	3.19	59.42
774	€*****	314	5808	3.40	62.82
780	€*****	344	6152	3.72	66.54
787	€*****	333	6485	3.60	70.14
793	€*****	368	6853	3.98	74.12
801	€*****	347	7200	3.75	77.87
808	€*****	339	7539	3.67	81.54
817	€*****	334	7873	3.61	85.15
826	€*****	309	8182	3.34	88.49
837	€*****	271	8453	2.93	91.42
850	€*****	246	8699	2.66	94.08
866	€*****	220	8919	2.38	96.46
888	€*****	157	9076	1.70	98.16
924	€*****	115	9191	1.24	99.41
983	€*****	55	9246	0.59	100.00

€
 * * * * *
 20 40 60 80 100 120 140 160 180 200 220 240 260 280 300 320 340 360

Frequency