

TELPAS
2015 Score Distributions and
Statistics by Content Area
and Grade

Glossary

Skewness. 7KH VNHZQHVV LV DQ LQGLFDWRU RI WKH VKDSH RI PHDVXUHMWHQW WR ZKLFK WKH VFRUH GLVWULEXWLRQ OH SRVLWLYH VNHZQHVV LQGLFDWHV WKDW WKH VFRUH GLVWU QHJDWLYH VNHZQHVV LQGLFDWHV WKDW WKH VFRUH GLVWU VNHZQHVV RI JHUR LQGLFDWHV WKDW WKH VFRUH GLVWULE LV FRPSXWHG XVLQJ WKH IROORZLQJ IRUPXOD

$$\text{Skewness} = \frac{N}{N-1} \frac{\sum_{i=1}^N (x_i - \bar{x})^3}{s_x^3}$$

ZKHU HV WKH VFRUH XIRU WWWPHDQWFRUH VWDQGDUG GHYLD DQGLV WKH WRWDO QXPEHU RI VWXGHQWV WKDW WRRN WK

Kurtosis. 7KH NXUWRV LV DQRWKHU LQGLFDWRU RI WKH VKD PHDVXUHV WKH SHDNHGQHVV RI WKH VFRUHGLMWHG XWR leptokurtic PHDQLQJ WKDW WKH GLVWULEXWLRQ KDV D PRUH D IDWWHU WDLOV \$ QHJ playkurtic PHDQLQJWKHFDOVIGLE XWLR ZLGHU SHDN DURXQG WKH PHDQ DQG WKLQGHU WDLOV ,W IRUPXOD

$$\text{Kurtosis} = \frac{N}{N-1} \frac{\sum_{i=1}^N (x_i - \bar{x})^4}{s_x^4} - \frac{3}{N-3}$$

ZKHU HV WKH VFRUH XIRU WWWPHDQWFRUH VWDQGDUG GHYLD DQGLV WKH WRWDO QXPEHU RI VWXGHQWV WKDW WRRN WK

Frequency Distributions

Frequency (FREQ) 7KLV LV WKH QXPEHU RI VWXGHQWV WKDW RE SRLQW RQ WKH DVVHVPHQW

Cumulative Frequency (CUM FREQ). 7KLV LV WKH QXPEHU RI VWXGHQWV VFRUH WKDW LV OHVV WKDQ RRUHT \$ DQWRRQKMSDDVLFVOR

Percentage (PCT).

Scale Score Descriptive Statistics for 2015 TELPAS Assessments (Online only)

Subject	N	Mean	Median	Mode	Range	Interquartile		SD	Variance	Skewness	Kurtosis
						Range					
GRADE 2 READING	111351	639.80	633	656	570	90		68.02	4627.10	0.5200	0.4578
GRADE 3 READING	105587	692.52	692	759	582	100		73.14	5349.44	0.2909	0.1591
GRADE 4 READING	93072	710.40	709	723	593	80		59.23	3508.26	0.1903	0.4015
GRADE 5 READING	78246	732.74	733	775	593	84		64.20	4121.25	0.0784	0.3722
GRADE 6 READING	61215	730.15	728	767	609	78		59.42	3531.29	0.2696	0.7817
GRADE 7 READING	48587	733.23	732	756	609	80		63.29	4005.80	0.2593	0.5640
GRADE 8 READING	42148	736.23	737	747	612	78		59.75	3569.72	0.0369	0.6064
GRADE 9 READING	38827	726.91	728	757	612	96		67.64	4575.08	0.0776	0.3062
GRADE 10 READING	25667	754.80	755	769	603	81		61.95	3837.51	0.1663	0.4853
GRADE 11 READING	19082	765.54	765	789	603	81		60.00	3599.42	0.1334	0.4883
GRADE 12 READING	14441	769.16	769	806	466	76		60.01	3600.81	0.1483	0.1530

Subject	N	Mean	Median	Mode	Range	Interquartile		SD	Variance	Skewness	Kurtosis
						Q1	Q3				
GRADE 2 READING	27	630.85	640	777	299	120	91.22	8320.59	0.0607	-0.8564	
GRADE 3 READING	37	669.03	660	574	443	151	98.78	9757.86	0.3412	-0.0218	
GRADE 4 READING	29	732.14	736	878	295	79	84.56	7149.98	-0.0351	-0.3913	
GRADE 5 READING	31	763.84	782	843	392	155	92.42	8541.47	-0.6047	-0.0434	
GRADE 6 READING	13	747.15	736	759	127	38	40.69	1655.64	0.6197	-0.5719	
GRADE 7 READING	14	693.57	702	702	154	69	46.26	2139.80	-0.7233	-0.2312	
GRADE 8 READING	39	718.72	722	637	383	140	82.85	6863.42	-0.4300	0.2284	
GRADE 9 READING	49	712.96	722	764	327	108	77.19	5957.66	-0.1878	-0.3279	
GRADE 10 READING	18	768.33	763.5	703	303	65	66.16	4377.53	2.0378	6.5034	
GRADE 11 READING	25	743.16	747	756	231	68	56.85	3232.47	0.2731	0.3388	
GRADE 12 READING	23	739.96	733	788	232	98	67.33	4533.68	-0.1580	-1.0707	

FREQUENCY DISTRIBUTION - SCALE SCORES

FREQUENCY DISTRIBUTION - SCALE SCORES
 TELPAS SPRING 2015
 READING - ONLINE ONLY
 GRADE 03

SCALE_SCORE	€	Freq	Freq	Cum. Percent	Cum. Percent
330	€	13	13	0.01	0.01
390	€	4	17	0.00	0.02
426	€	3	20	0.00	0.02
448	€	2	22	0.00	0.02
465	€	5	27	0.00	0.03
478	€	1	28	0.00	0.03
490	€	12	40	0.01	0.04
500	€	19	59	0.02	0.06
510	€*	56	115	0.05	0.11
518	€**	96	211	0.09	0.20
526	€***	172	383	0.16	0.36
534	€****	250	633	0.24	0.60
541	€*****	403	1036	0.38	0.98
547	€*****	502	1538	0.48	1.46
554	€*****	639	2177	0.61	2.06
560	€*****	747	2924	0.71	2.77
566	€*****	914	3838	0.87	3.63
572	€*****	1020	4858	0.97	4.60
577	€*****	1107	5965	1.05	5.65
583	€*****	1161	7126	1.10	6.75
588	€*****	1227	8353	1.16	7.91
593	€*****	1299	9652	1.23	9.14
598	€*****	1342	10994	1.27	10.41
603	€*****	1534	12528	1.45	11.87
608	€*****	1620	14148	1.53	13.40
613	€*****	1592	15740	1.51	14.91
618	€*****	1801	17541	1.71	16.61
622	€*****	1802	19343	1.71	18.32
627	€*****	1921	21264	1.82	20.14
632	€*****	1990	23254	1.88	22.02
636	€*****	2050	25304	1.94	23.97
641	€*****	2121	27425	2.01	25.97
645	€*****	2132	29557	2.02	27.99
650	€*****	2243	31800	2.12	30.12
654	€*****	2293	34093	2.17	32.29
659	€*****	2302	36395	2.18	34.47
663	€*****	2402	38797	2.27	36.74
668	€*****	2509	41306	2.38	39.12
673	€*****	2613	43919	2.47	41.60
677	€*****	2677	46596	2.54	44.13
682	€*****	2671	49267	2.53	46.66
687	€*****	2758	52025	2.61	49.27
692	€*****	2886	54911	2.73	52.01
697	€*****	3015	57926	2.86	54.86
703	€*****	3194	61120	3.02	57.89
708	€*****	3165	64285	3.00	60.88
714	€*****	3410	67695	3.23	64.11
720	€*****	3402	71097	3.22	67.33
727	€*****	3429	74526	3.25	70.58
734	€*****	3500	78026	3.31	73.90
741	€*****	3738	81764	3.54	77.44
749	€*****	3586	85350	3.40	80.83
759	€*****	3740	89090	3.54	84.38
769	€*****	3515	92605	3.33	87.70
782	€*****	3352	95957	3.17	90.88
797	€*****	3169	99126	3.00	93.88
818	€*****	2818	101944	2.67	96.55
853	€*****	2306	104250	2.18	98.73
912	€*****	1337	105587	1.27	100.00

• 400 800 1200 1600 2000 2400 2800 3200 3600

FREQUENCY DISTRIBUTION - SCALE SCORES
 TELPAS SPRING 2015
 READING - ONLINE ONLY
 GRADE 04

SCALE_SCORE			Cum.	Cum.
	€	Freq	Freq	Percent
352	€	7	7	0.01
412	€	2	9	0.00
448	€	3	12	0.00
471	€	4	16	0.00
488	€	4	20	0.00
502	€	3	23	0.00
514	€	2	25	0.00
525	€	8	33	0.01
534	€	21	54	0.02
543	€*	29	83	0.03
551	€*	55	138	0.06
559	€**	95	233	0.10
566	€***	140	373	0.15
573	€****	228	601	0.24
580	€*****	340	941	0.37
586	€*****	403	1344	0.43
592	€*****	525	1869	0.56
598	€*****	659	2528	0.71
603	€*****	790	3318	0.85
609	€*****	826	4144	0.89
614	€*****	938	5082	1.01
619	€*****	1085	6167	1.17
624	€*****	1082	7249	1.16
629	€*****	1222	8471	1.31
634	€*****	1293	9764	1.39
638	€*****	1444	11208	1.55
643	€*****	1543	12751	1.66
647	€*****	1590	14341	1.71
652	€*****	1779	16120	1.91
656	€*****	1780	17900	1.91
661	€*****	1919	19819	2.06
665	€*****	2054	21873	2.21
669	€*****	2170	24043	2.33
674	€*****	2223	26266	2.39
678	€*****	2347	28613	2.52
682	€*****	2333	30946	2.51
687	€*****	2637	33583	2.83
691	€*****	2525	36108	2.71
695	€*****	2604	38712	2.80
700	€*****	2757	41469	2.96
704	€*****	2830	44299	3.04
709	€*****	2890	47189	3.11
713	€*****	3022	50211	3.25
718	€*****	2854	53065	3.07
723	€*****	3092	56157	3.32
728	€*****	3076	59233	3.30
733	€*****	2996	62229	3.22
738	€*****	2972	65201	3.19
743	€*****	3023	68224	3.25
749	€*****	2983	71207	3.21
755	€*****	2974	74181	3.20
761	€*****	2818	76999	3.03
768	€*****	2633	79632	2.83
775	€*****	2504	82136	2.69
783	€*****	2385	84521	2.56
792	€*****	2227	86748	2.39
803	€*****	1905	88653	2.05
815	€*****	1568	90221	1.68
831	€*****	1250	91471	1.34
852	€*****	872	92343	0.94
886	€*****	516	92859	0.55
945	€****	213	93072	0.23

• 400 800 1200 1600 2000 2400 2800

Frequency

FREQUENCY DISTRIBUTION - SCALE SCORES
 TELPAS SPRING 2015
 READING - ONLINE ONLY
 GRADE 05

SCALE_SCORE	€	Freq	Freq	Cum. Percent	Cum. Percent
352	€	7	7	0.01	0.01
412	€	1	8	0.00	0.01
448	€	1	9	0.00	0.01
488	€	1	10	0.00	0.01
502	€	1	11	0.00	0.01
514	€	1	12	0.00	0.02
525	€	6	18	0.01	0.02
534	€	6	24	0.01	0.03
543	€	14	38	0.02	0.05
551	€*	28	66	0.04	0.08
559	€**	79	145	0.10	0.19
566	€**	89	234	0.11	0.30
573	€***	137	371	0.18	0.47
580	€****	227	598	0.29	0.76
586	€*****	287	885	0.37	1.13
592	€*****	303	1188	0.39	1.52
598	€*****	431	1619	0.55	2.07
603	€*****	451	2070	0.58	2.65
609	€*****	463	2533	0.59	3.24
614	€*****	559	3092	0.71	3.95
619	€*****	518	3610	0.66	4.61
624	€*****	607	4217	0.78	5.39
629	€*****	660	4877	0.84	6.23
634	€*****	688	5565	0.88	7.11
638	€*****	740	6305	0.95	8.06
643	€*****	789	7094	1.01	9.07
647	€*****	809	7903	1.03	10.10
652	€*****	910	8813	1.16	11.26
656	€*****	943	9756	1.21	12.47
661	€*****	1020	10776	1.30	13.77
665	€*****	1111	11887	1.42	15.19
669	€*****	1240	13127	1.58	16.78
674	€*****	1271	14398	1.62	18.40
678	€*****	1345	15743	1.72	20.12
682	€*****	1460	17203	1.87	21.99
687	€*****	1527	18730	1.95	23.94
691	€*****	1624	20354	2.08	26.01
695	€*****	1783	22137	2.28	28.29
700	€*****	1868	24005	2.39	30.68
704	€*****	1991	25996	2.54	33.22
709	€*****	2088	28084	2.67	35.89
713	€*****	2113	30197	2.70	38.59
718	€*****	2261	32458	2.89	41.48
723	€*****	2246	34704	2.87	44.35
728	€*****	2500	37204	3.20	47.55
733	€*****	2626	39830	3.36	50.90
738	€*****	2690	42520	3.44	54.34
743	€*****	2840	45360	3.63	57.97
749	€*****	2871	48231	3.67	61.64
755	€*****	3041	51272	3.89	65.53
761	€*****	3118	54390	3.98	69.51
768	€*****	3163	57553	4.04	73.55
775	€*****	3205	60758	4.10	77.65
783	€*****	3135	63893	4.01	81.66
792	€*****	2997	67000	3.93	85.66
803	€*****	2841	70141	3.85	89.66
814	€*****	2667	73282	3.66	93.66
825	€*****	2493	76423	3.47	97.66
836	€*****	2319	79564	3.28	100.00
847	€*****	2145	82705	3.09	100.00
858	€*****	1971	85846	2.90	100.00
869	€*****	1797	88987	2.71	100.00
880	€*****	1623	92128	2.52	100.00
891	€*****	1449	95269	2.33	100.00
902	€*****	1275	98410	2.14	100.00
913	€*****	1101	101551	1.95	100.00
924	€*****	927	104692	1.76	100.00
935	€*****	753	107833	1.57	100.00
946	€*****	579	110974	1.38	100.00
957	€*****	405	114115	1.19	100.00
968	€*****	231	117256	0.99	100.00
979	€*****	57	120397	0.23	100.00
990	€*****	0	123538	0.00	100.00
1000	€*****	0	126679	0.00	100.00

48 ***** 803 € 21/11/14 1ES4774/116 2 97 2841 70141 3.85 12871 48231 3.67 6

FREQUENCY DISTRIBUTION - SCALE SCORES

TELPAS SPRING 2015
 READING - ONLINE ONLY
 GRADE 06

SCALE_SCORE	Cum.		Cum.	
	Freq	Freq	Percent	Percent
€				
354 €	8	8	0.01	0.01
452 €	1	9	0.00	0.01
492 €	1	10	0.00	0.02
529 €	6	16	0.01	0.03

FREQUENCY DISTRIBUTION - SCALE SCORES
TELPAS SPRING 2015
READING - ONLINE ONLY
GRADE 08

SCALE_SCORE

Cum.

Cum.

FREQUENCY DISTRIBUTION - SCALE SCORES
 TELPAS SPRING 2015
 READING - ONLINE ONLY
 GRADE 09

SCALE_SCORE			Cum.	Cum.
	€	Freq	Freq	Percent
363	€*	14	14	0.04
423	€	1	15	0.00
460	€	3	18	0.01
483	€	3	21	0.01
500	€	3	24	0.01
514	€	3	27	0.01
527	€	4	31	0.01
537	€	7	38	0.02
547	€*	18	56	0.05
556	€*	17	73	0.04
564	€***	50	123	0.13
572	€***	69	192	0.18
579	€*****	107	299	0.28
586	€*****	158	457	0.41
593	€*****	228	685	0.59
599	€*****	289	974	0.74
605	€*****	358	1332	0.92
611	€*****	373	1705	0.96
617	€*****	402	2107	1.04
622	€*****	481	2588	1.24
627	€*****	531	3119	1.37
633	€*****	577	3696	1.49
638	€*****	608	4304	1.57
643	€*****	602	4906	1.55
647	€*****	615	5521	1.58
652	€*****	649	6170	1.67
657	€*****	639	6809	1.65
661	€*****	667	7476	1.72
666	€*****	651	8127	1.68
670	€*****	732	8859	1.89
675	€*****	688	9547	1.77
679	€*****	708	10255	1.82
684	€*****	682	10937	1.76
688	€*****	702	11639	1.81
692	€*****	750	12389	1.93
697	€*****	762	13151	1.96
701	€*****	782	13933	2.01
705	€*****	798	14731	2.06
710	€*****	875	15606	2.25
714	€*****	888	16494	2.29
719	€*****	940	17434	2.42
723	€*****	975	18409	2.51
728	€*****	1032	19441	2.66
732	€*****	1101	20542	2.84
737	€*****	1121	21663	2.89
742	€*****	1164	22827	3.00
747	€*****	1190	24017	3.06
752	€*****	1204	25221	3.10
757	€*****	1241	26462	3.20
763	€*****	1240	27702	3.19
769	€*****	1228	28930	3.16
775	€*****	1188	30118	3.06
781	€*****	1213	31331	3.12
787	€*****	1202	32533	3.10
795	€*****	1096	33629	2.82
802	€*****	1042	34671	2.68
811	€*****	905	35576	2.33
820	€*****	800	36376	2.06
831	€*****	661	37037	1.70
844	€*****	601	37638	1.55
859	€*****	482	38120	1.24
881	€*****	362	38482	0.93
916	€*****	231	38713	0.59
975	€*****	114	38827	0.29

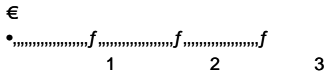
•••••
 100 200 300 400 500 600 700 800 900 1000 1100 1200

FREQUENCY DISTRIBUTION - SCALE SCORES
 TELPAS SPRING 2015
 READING - ONLINE ONLY
 GRADE 10

SCALE_SCORE	€	Freq	Freq	Cum.	Cum.
				Percent	Percent
396	€*	10	10	0.04	0.04
493	€	1	11	0.00	0.04
516	€	3	14	0.01	0.05
559	€	1	15	0.00	0.06
570	€	3	18	0.01	0.07
579	€	2	20	0.01	0.08
588	€**	16	36	0.06	0.14
596	€*	8	44	0.03	0.17
604	€**	19	63	0.07	0.25
611	€****	38	101	0.15	0.39
618	€*****	61	162	0.24	0.63
624	€*****	62	224	0.24	0.87
630	€*****	113	337	0.44	1.31
636	€*****	161	498	0.63	1.94
642	€*****	202	700	0.79	2.73
647	€*****	239	939	0.93	3.66
653	€*****	285	1224	1.11	4.77
658	€*****	296	1520	1.15	5.92
663	€*****	318	1838	1.24	7.16
668	€*****	338	2176	1.32	8.48
673	€*****	384	2560	1.50	9.97
677	€*****	421	2981	1.64	11.61
682	€*****	427	3408	1.66	13.28
687	€*****	494	3902	1.92	15.20
691	€*****	470	4372	1.83	17.03
695	€*****	451	4823	1.76	18.79
700	€*****	514	5337	2.00	20.79
704	€*****	535	5872	2.08	22.88
708	€*****	542	6414	2.11	24.99
713	€*****	516	6930	2.01	27.00
717	€*****	520	7450	2.03	29.03
721	€*****	575	8025	2.24	31.27
725	€*****	594	8619	2.31	33.58
730	€*****	610	9229	2.38	35.96
734	€*****	623	9852	2.43	38.38
738	€*****	686	10538	2.67	41.06
742	€*****	663	11201	2.58	43.64
747	€*****	684	11885	2.66	46.30
751	€*****	718	12603	2.80	49.10
755	€*****	728	13331	2.84	51.94
760	€*****	745	14076	2.90	54.84
765	€*****	753	14829	2.93	57.77
769	€*****	801	15630	3.12	60.90
774	€*****	791	16421	3.08	63.98
779	€*****	770	17191	3.00	66.98
784	€*****	792	17983	3.09	70.06
789	€*****	786	18769	3.06	73.13
794	€*****	759	19528	2.96	76.08
800	€*****	770	20298	3.00	79.08
806	€*****	656	20954	2.56	81.64
812	€*****	669	21623	2.61	84.24
819	€*****	618	22241	2.41	86.65
826	€*****	585	22826	2.28	88.93
834	€*****	574	23400	2.24	91.17
842	€*****	534	23934	2.08	93.25
851	€*****	444	24378	1.73	94.98
862	€*****	371	24749	1.45	96.42
875	€*****	321	25070	1.25	97.67
891	€*****	251	25321	0.98	98.65
912	€*****	203	25524	0.79	99.44
947	€*****	105	25629	0.41	99.85
999	€****	38	25667	0.15	100.00
€					

FREQUENCY DISTRIBUTION - SCALE SCORES
 TELPAS SPRING 2015
 READING - PAPER ONLY
 GRADE 02

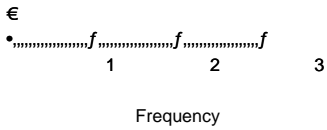
SCALE_SCORE		Freq	Freq	Cum. Percent	Cum. Percent
€					
478	€*****	2	2	7.41	7.41
515	€*****	2	4	7.41	14.81
523	€*****	1	5	3.70	18.52
550	€*****	1	6	3.70	22.22
556	€*****	2	8	7.41	29.63
591	€*****	1	9	3.70	33.33
596	€*****	1	10	3.70	37.04
612	€*****	2	12	7.41	44.44
623	€*****	1	13	3.70	48.15
640	€*****	1	14	3.70	51.85
645	€*****	1	15	3.70	55.56
651	€*****	2	17	7.41	62.96
663	€*****	1	18	3.70	66.67
669	€*****	1	19	3.70	70.37
676	€*****	2	21	7.41	77.78
716	€*****	1	22	3.70	81.48
755	€*****	2	24	7.41	88.89
777	€*****	3	27	11.11	100.00



Frequency


FREQUENCY DISTRIBUTION - SCALE SCORES
 TELPAS SPRING 2015
 READING - PAPER ONLY
 GRADE 03

SCALE_SCORE		Freq	Freq	Cum. Percent	Cum. Percent
€					
470	€*****	1	1	2.70	2.70
513	€*****	1	2	2.70	5.41
521	€*****	1	3	2.70	8.11
568	€*****	2	5	5.41	13.51
574	€*****	3	8	8.11	21.62
579	€*****	1	9	2.70	24.32
589	€*****	1	10	2.70	27.03
614	€*****	1	11	2.70	29.73
618	€*****	1	12	2.70	32.43
623	€*****	1	13	2.70	35.14
637	€*****	1	14	2.70	37.84
641	€*****	1	15	2.70	40.54
655	€*****	2	17	5.41	45.95
660	€*****	2	19	5.41	51.35
669	€*****	2	21	5.41	56.76
674	€*****	1	22	2.70	59.46
679	€*****	1	23	2.70	62.16
684	€*****	1	24	2.70	64.86
700	€*****	1	25	2.70	67.57
712	€*****	1	26	2.70	70.27
732	€*****	1	27	2.70	72.97
740	€*****	1	28	2.70	75.68
748	€*****	3	31	8.11	83.78
758	€*****	1	32	2.70	86.49
797	€*****	1	33	2.70	89.19
818	€*****	2	35	5.41	94.59
854	€*****	1	36	2.70	97.30
913	€*****	1	37	2.70	100.00



FREQUENCY DISTRIBUTION - SCALE SCORES
 TELPAS SPRING 2015
 READING - PAPER ONLY
 GRADE 04

SCALE_SCORE		Freq	Freq	Cum. Percent	Cum. Percent
€					
583	€*****	1	1	3.45	3.45
588	€*****	2	3	6.90	10.34
599	€*****	1	4	3.45	13.79
647	€*****	1	5	3.45	17.24
656	€*****	1	6	3.45	20.69
688	€*****	1	7	3.45	24.14
693	€*****	1	8	3.45	27.59
698	€*****	1	9	3.45	31.03
703	€*****	1	10	3.45	34.48
708	€*****	1	11	3.45	37.93
713	€*****	1	12	3.45	41.38
724	€*****	1	13	3.45	44.83
730	€*****	1	14	3.45	48.28
736	€*****	1	15	3.45	51.72
742	€*****	2	17	6.90	58.62
749	€*****	2	19	6.90	65.52
756	€*****	2	21	6.90	72.41
772	€*****	1	22	3.45	75.86
793	€*****	1	23	3.45	79.31
821	€*****	2	25	6.90	86.21
843	€*****	1	26	3.45	89.66
878	€*****	3	29	10.34	100.00



Frequency

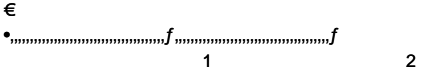
FREQUENCY DISTRIBUTION - SCALE SCORES

TELPAS SPRING 2015
 READING - PAPER ONLY
 GRADE 05

SCALE_SCORE			Cum.	Cum.
	Freq	Freq	Percent	Percent
€				
545 €*****	1	1	3.23	3.23
594 €*****	2	3	6.45	9.68
647 €*****	1	4	3.23	12.90
665 €*****	1	5	3.23	16.13
674 €*****	2	7	6.45	22.58
688 €*****	1	8	3.23	25.81
730 €*****	1	9	3.23	29.03
736 €*****	1	10	3.23	32.26
742 €*****	1	11	3.23	35.48
749 €*****	1	12	3.23	38.71
756 €*****	1	13	3.23	41.94
764 €*****	1	14	3.23	45.16
772 €*****	1	15	3.23	48.39
782 €*****	1	16	3.23	51.61
793 €*****	2	18	6.45	58.06
805 €*****	2	20	6.45	64.52
821 €*****	3	23	9.68	74.19
843 €*****	5	28	16.13	90.32
878 €*****	2	30	6.45	96.77
937 €*****	1	31	3.23	100.00
€				
•.....f.....f.....f.....f.....f				
1 2 3 4 5				

FREQUENCY DISTRIBUTION - SCALE SCORES
 TELPAS SPRING 2015
 READING - PAPER ONLY
 GRADE 06

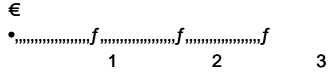
SCALE_SCORE		Freq	Freq	Cum. Percent	Cum. Percent
€					
689	€*****	1	1	7.69	7.69
707	€*****	1	2	7.69	15.38
711	€*****	1	3	7.69	23.08
721	€*****	1	4	7.69	30.77
726	€*****	1	5	7.69	38.46
731	€*****	1	6	7.69	46.15
736	€*****	1	7	7.69	53.85
747	€*****	1	8	7.69	61.54
759	€*****	2	10	15.38	76.92
795	€*****	1	11	7.69	84.62
816	€*****	2	13	15.38	100.00



Frequency

FREQUENCY DISTRIBUTION - SCALE SCORES
 TELPAS SPRING 2015
 READING - PAPER ONLY
 GRADE 07

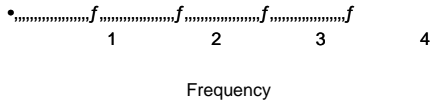
SCALE_SCORE		Freq	Freq	Cum. Percent	Cum. Percent
€					
605	€*****	1	1	7.14	7.14
615	€*****	1	2	7.14	14.29
648	€*****	1	3	7.14	21.43
657	€*****	1	4	7.14	28.57
693	€*****	1	5	7.14	35.71
702	€*****	3	8	21.43	57.14
707	€*****	1	9	7.14	64.29
721	€*****	1	10	7.14	71.43
726	€*****	2	12	14.29	85.71
747	€*****	1	13	7.14	92.86
759	€*****	1	14	7.14	100.00



Frequency

FREQUENCY DISTRIBUTION - SCALE SCORES
 TELPAS SPRING 2015
 READING - PAPER ONLY
 GRADE 08

SCALE_SCORE		Freq	Freq	Cum. Percent	Cum. Percent
€					
488	€*****	1	1	2.56	2.56
560	€*****	1	2	2.56	5.13
611	€*****	1	3	2.56	7.69
637	€*****	4	7	10.26	17.95
647	€*****	2	9	5.13	23.08
651	€*****	1	10	2.56	25.64
656	€*****	1	11	2.56	28.21
669	€*****	2	13	5.13	33.33
696	€*****	2	15	5.13	38.46
700	€*****	1	16	2.56	41.03
704	€*****	2	18	5.13	46.15
722	€*****	3	21	7.69	53.85
727	€*****	2	23	5.13	58.97
742	€*****	1	24	2.56	61.54
752	€*****	1	25	2.56	64.10
758	€*****	1	26	2.56	66.67
764	€*****	1	27	2.56	69.23
784	€*****	1	28	2.56	71.79
791	€*****	4	32	10.26	82.05
809	€*****	3	35	7.69	89.74
820	€*****	1	36	2.56	92.31
833	€*****	1	37	2.56	94.87
849	€*****	1	38	2.56	97.44
871	€*****	1	39	2.56	100.00

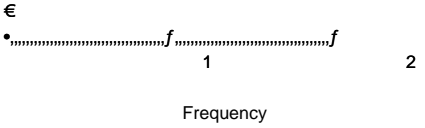


FREQUENCY DISTRIBUTION - SCALE SCORES
 TELPAS SPRING 2015
 READING - PAPER ONLY
 GRADE 09

SCALE_SCORE	€	Cum.		Cum.	
		Freq	Freq	Percent	Percent
544	€*****	1	1	2.04	2.04
560	€*****	1	2	2.04	4.08
568	€*****	1	3	2.04	6.12
588	€*****	1	4	2.04	8.16
600	€*****	1	5	2.04	10.20
617	€*****	2	7	4.08	14.29
642	€*****	2	9	4.08	18.37
647	€*****	1	10	2.04	20.41
651	€*****	2	12	4.08	24.49
656	€*****	1	13	2.04	26.53
665	€*****	2	15	4.08	30.61

FREQUENCY DISTRIBUTION - SCALE SCORES
 TELPAS SPRING 2015
 READING - PAPER ONLY
 GRADE 10

SCALE_SCORE			Cum.	Cum.	
	€	Freq	Freq	Percent	Percent
682	€*****	1	1	5.56	5.56
703	€*****	2	3	11.11	16.67
720	€*****	1	4	5.56	22.22
729	€*****	1	5	5.56	27.78
733	€*****	1	6	5.56	33.33
747	€*****	2	8	11.11	44.44
761	€*****	1	9	5.56	50.00
766	€*****	1	10	5.56	55.56
776	€*****	1	11	5.56	61.11
782	€*****	1	12	5.56	66.67
788	€*****	1	13	5.56	72.22
794	€*****	1	14	5.56	77.78
800	€*****	2	16	11.11	88.89
814	€*****	1	17	5.56	94.44
985	€*****	1	18	5.56	100.00



FREQUENCY DISTRIBUTION - SCALE SCORES
 TELPAS SPRING 2015
 READING - PAPER ONLY
 GRADE 11

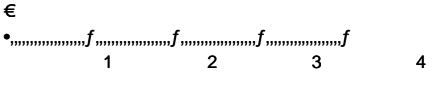
SCALE_SCORE		Freq	Freq	Cum. Percent	Cum. Percent
€					
639	€*****	1	1	4.00	4.00
644	€*****	1	2	4.00	8.00
668	€*****	1	3	4.00	12.00
682	€*****	1	4	4.00	16.00
699	€*****	2	6	8.00	24.00
703	€*****	1	7	4.00	28.00
720	€*****	1	8	4.00	32.00
725	€*****	2	10	8.00	40.00
738	€*****	1	11	4.00	44.00
747	€*****	2	13	8.00	52.00
751	€*****	1	14	4.00	56.00
756	€*****	3	17	12.00	68.00
771	€*****	2	19	8.00	76.00
776	€*****	2	21	8.00	84.00
782	€*****	1	22	4.00	88.00
823	€*****	1	23	4.00	92.00
855	€*****	1	24	4.00	96.00
870	€*****	1	25	4.00	100.00

€
 •.....f.....f.....f
 1 2 3

Frequency

FREQUENCY DISTRIBUTION - SCALE SCORES
 TELPAS SPRING 2015
 READING - PAPER ONLY
 GRADE 12

SCALE_SCORE		Freq	Freq	Cum. Percent	Cum. Percent
€					
623	€*****	1	1	4.35	4.35
639	€*****	1	2	4.35	8.70
644	€*****	1	3	4.35	13.04
654	€*****	1	4	4.35	17.39
668	€*****	1	5	4.35	21.74
690	€*****	2	7	8.70	30.43
699	€*****	1	8	4.35	34.78
729	€*****	2	10	8.70	43.48
733	€*****	2	12	8.70	52.17
747	€*****	1	13	4.35	56.52
771	€*****	1	14	4.35	60.87
788	€*****	4	18	17.39	78.26
794	€*****	1	19	4.35	82.61
823	€*****	3	22	13.04	95.65
855	€*****	1	23	4.35	100.00



Frequency